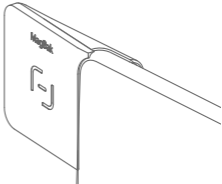


MagBak



Wireless Charger for Tesla

Read this manual carefully before using this product.
Also, refer to the manual of the device that will be used
with this product to check for compatibility.

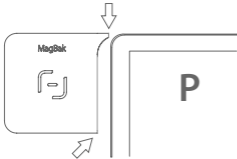


Product Specifications

Name	MAGBAK TESLA QI WIRELESS CHARGER	Size	82 x 17 x 62 (mm)
Model	TMQi-10W	Weight	107 (g)
FCC ID	2AT9G-QITM	Cable Length	1.5 (m)
Input	5V \Rightarrow 2A, 9V \Rightarrow 1.8A	Output	10W Max

NOTE: The actual specifications may differ due to manufacturing variability and other factors.

Installation



1

Clean the back top left corner of the screen using the provided alcohol pad.

2

Peel off the 3M adhesive backing from the charger.

3

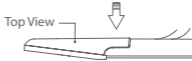
Carefully align the top edge of the charger and the right edge of the charger with the screen on the top left corner.

NOTE: Installation video available online. See the Support section for more info.

4 Press the charger to adhere it to the left edge of the screen.

5 Press the charger to adhere it to the back of the screen. Wait at least 5 minutes before attempting to use the charger to ensure proper adhesion.

IMPORTANT: For optimized charging speeds use the provided PD 3.0 USB-C power adapter.



Support

Scan the QR code with your camera to view installation videos and to access additional support resources online.

For help with all MagBak products visit support.magbak.com or email info@1lss.com.

Our support hours are Monday-Friday 9AM-5PM
US Pacific Time.



FCC Warning

This device complies with Part 15 of the FCC Rules. Operation is subject to the following two conditions: (1) this device may not cause harmful interference, and (2) this device must accept any interference received, including interference that may cause undesired operation.

Any changes or modifications not expressly approved by 1LSS INC. could void the user's authority to operate the equipment.

NOTE: This equipment has been tested and found to comply with Part 15 of the FCC Rules. These limits are designed to provide reasonable protection against harmful interference in a residential installation.

This equipment generates, uses and can radiate radio frequency energy and, if not installed and used in accordance with the instructions, may cause harmful interference to radio communications. However, there is no guarantee that interference will not occur in a particular installation.

If this equipment does cause harmful interference to radio or television reception, which can be determined by turning the equipment off and on, the user is encouraged to try to correct the interference by one or more of the following measures:

- Reorient or relocate the receiving antenna.
- Increase the separation between the equipment and receiver.
- Connect the equipment into an outlet on a circuit different from that to which the receiver is connected.
- Consult the dealer or an experienced radio/TV technician for help.

To maintain compliance with FCC's RF Exposure guidelines, this equipment should be installed and operated with a minimum distance of 20cm between the radiator and your body: Use only the supplied antenna.



RoHS



Limitation of Liability: 1LSS INC. will not be liable for any loss or damages arising from this product, whether direct, indirect, special, incidental or consequential, regardless of the theory asserted, including warranty, contract, negligence or strict liability.

California Prop. 65

WARNING: This product may contain chemicals known to the State of California to cause cancer and birth defects or other reproductive harm.

www.magbak.com | support.magbak.com

info@1lss.com

MagBak is a registered trademark of 1LSS INC.

All rights reserved.

Designed in California. Made in China.

1LSS INC.

Los Angeles, CA

United States