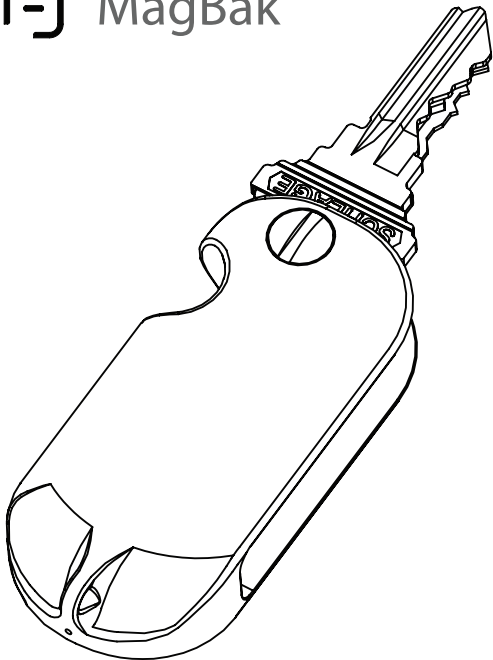


 MagBak

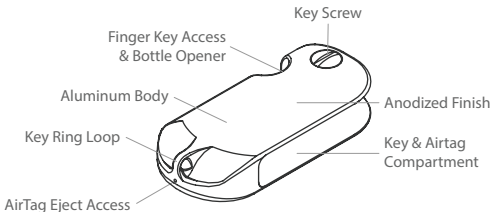


KeyTag

Holds your Keys + AirTag

Specifications

Size: 78 x 36.4 x 13.5 (mm)	Weight: 21g
Material: Aluminum	Capacity: 4-6 keys



Parts (Not to scale)



Body x 1



Screw x 1



Nut x 1



Washer x 2



Key Ring x 1



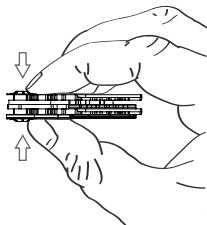
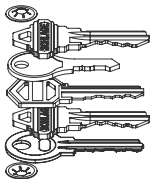
AirTag*

*AirTag is sold separately.
AirTag is a product of Apple Inc.
The Apple logo is a trademark of Apple Inc.

⚠ WARNING: SMALL PARTS CHOKING HAZARD. KEEP AWAY FROM CHILDREN AND PETS.

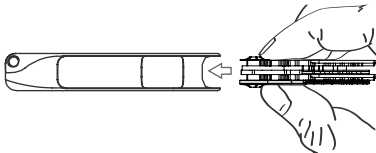
Instructions (Video link on the last page)

- 1 Stack your keys and have their teeth face the same direction. Sandwich the keys between the pressure washers (may not need depending on key count).



- 2 Hold the stack tightly and align all of the key holes and pressure washer holes. You can thread the provided nut to help with the alignment.

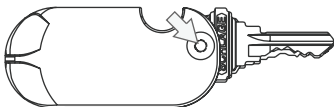
- 3 Orient the keys so that the teeth match the Top View Key Orientation image. Then, carefully insert the entire key stack into the KeyTag Body while maintaining the hole alignment.



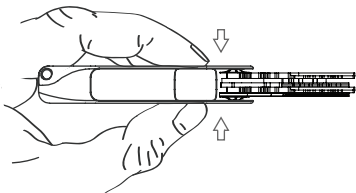
Instructions

- 4 Align the key stack holes with the holes of the KeyTag aluminum body.

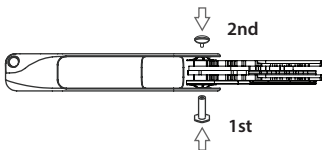
Top View



- 5 Once everything is aligned, pinch down on the KeyTag body to help hold everything together.

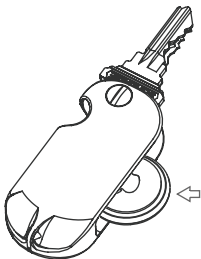


- 6 While holding everything, first insert the KeyTag nut from the bottom. Then, screw in the KeyTag screw from the top.



AirTag Installation

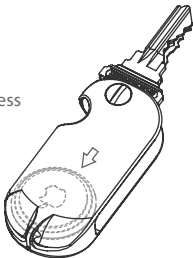
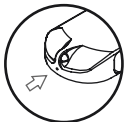
- 1 Remove the packaging wrapped around the AirTag. This allows the battery to engage and powers ON the AirTag.



- 2 While the keys are extended out, push the AirTag into the KeyTag (pay attention to the AirTag orientation).

- 3 Push the AirTag all the way in. Then push it towards the back until you feel it lock into place.

NOTE: There is a small hole access on the back of the KeyTag that lets you use a pin to eject the AirTag.



Support

Scan the QR code to watch the video instructions or visit support.magbak.com for more resources.

Support hours Monday-Friday
9AM-5PM US Pacific Time.



California Prop. 65

WARNING: This product may contain chemicals known to the State of California to cause cancer and birth defects or other reproductive harm.

LIMITATION OF LIABILITY: 1LSS INC. will not be liable for any loss or damages arising from this product, whether direct, indirect, special, incidental or consequential, regardless of the theory asserted, including warranty, contract, negligence or strict liability.

www.magbak.com | support.magbak.com
info@1lss.com

MagBak is a registered trademark of 1LSS INC.
All rights reserved.
Designed in California. Made in China.

1LSS INC.
Los Angeles, CA
United States